

Contender™ Series Factory Sealed Front Operated Tumbler Switches

Explosionproof, Dust-Ignitionproof

Malleable Iron Body and Cover. Furnished with Internal Ground.

NEC/CEC:

Class I, Division 1, Groups C, D
Class I, Division 2, Group B*, C, D
Class II, Division 1 and 2, Groups E, F, G
Class III
NEMA 3, 7CD, 9EFG

Applications

- Designed to prevent arcing of enclosed switches in ignitable atmospheres during connect and disconnect operation of lighting and light power loads.
- For use in classified areas where ignitable vapors, gases or highly combustible dusts are present.
- For installation in:
 - Chemical plants
 - Petrochemical plants
 - Refineries
 - Other process industries

Features

- Enclosures have external mounting lugs for ease of mounting.
- Smooth, rounded integral bushing in each hub protects conductor insulation.
- Enclosures furnished with internal ground screw.
- 20 Amp and 30 Amp units available for use with 120-277 Vac.
- Smooth ground mating surfaces assure flame-tight joint between cover and mounting enclosure.
- Stainless steel hex head cap screws for attaching cover to mounting enclosure.
- Choice of front-operating or side rocker arm handle—each may be locked in ON or OFF position.
- Each handle has close-tolerance threaded stainless steel shaft to meet Explosionproof requirements.
- Enclosures furnished with internal ground screw.

Options

- 1- or 2-gang copperfree (4/10 of 1% max.) aluminum bodies and covers available. Add suffix – SA.
- NPBRKT nameplate mounting bracket to make circuit description/identification easy.
 - Pre-drilled holes in bottom of bracket allow direct mounting to control stations with existing cover bolts.
 - Pre-drilled holes in middle of bracket allow mounting of customer's circuit identification nameplate; epoxy glue may also be used for mounting (phenolic nameplate not included).
 - Bracket eliminates costly field installation of drilling and tapping to accommodate circuit identification nameplate.
 - Brackets fit side-by-side on 2-, 3- and 4-gang boxes and 3-devices.

Standard Materials

- Body and cover: malleable iron
- Handle: nylon 6/6
- Optional nameplate mounting bracket: corrosion resistant stainless steel

Standard Finishes


- Tumbler switches: triple-coat—(1) zinc electroplate, (2) chromate, and (3) epoxy powder coat

NEC/CEC Certifications and Compliances

- UL Standards: UL 894, UL 1203
- CSA Standards: C22.2 No. 14
- cULus Listed: E10449



Illustrated Features



Separate sealing chamber and switch construction.
Used on 20 Amp 4-way and all 30 Amp models.



Explosionproof Labyrinth Switch
Used on all 20 Amp models excluding 4-way.

♦ Indicates items which are suitable for Class I, Division 2, Group B. See product selection pages for suitable items.





Contender™ Series Factory Sealed Front Operated Tumbler Switches

Explosionproof, Dust-Ignitionproof

Malleable Iron Body and Cover. Furnished with Internal Ground.

NEC/CEC:

Class I, Division 1, Groups C, D
 Class I, Division 2, Group B*, C, D
 Class II, Division 1 and 2, Groups E, F, G
 Class III
 NEMA 3, 7CD, 9EFG

| | Hub Size (Inches) | Switch | Dead-End | Catalog Number ① | Feed-Thru |
|---|----------------------|--------|-----------|------------------|-----------|
| 1-Gang | | | | | |
| 20 Amp — 120-277 Vac ② | | | | | |
|  | 1/2 | 1-Pole | EDS1129 ♦ | EDSC1129 ♦ | |
| | 1/2 | 2-Pole | EDS118 ♦ | EDSC118 ♦ | |
| | 1/2 | 3-Way | EDS1130 ♦ | EDSC1130 ♦ | |
| | 1/2 | 4-Way | EDS1140 | EDSC1140 | |
| Dead-End | 3/4 | 1-Pole | EDS2129 ♦ | EDSC2129 ♦ | |
| | 3/4 | 2-Pole | EDS218 ♦ | EDSC218 ♦ | |
| | 3/4 | 3-Way | EDS2130 ♦ | EDSC2130 ♦ | |
| | 3/4 | 4-Way | EDS2140 | EDSC2140 | |
|  | 1 | 1-Pole | EDS3129 ♦ | EDSC3129 ♦ | |
| | 1 | 2-Pole | EDS318 ♦ | EDSC318 ♦ | |
| | 1 | 3-Way | EDS3130 ♦ | EDSC3130 ♦ | |
| | 1 | 4-Way | EDS3140 | EDSC3140 | |
| 30 Amp — 120-277 Vac ③ | | | | | |
| Feed-Thru | 1 | 1-Pole | EDS3591 | EDSC3591 | |
| | 1 | 2-Pole | EDS3593 | EDSC3593 | |
| | 1 | 3-Way | EDS3594 | EDSC3594 | |
| 2-Gang | | | | | |
| 20 Amp — 120-277 Vac ② | | | | | |
|  | 1/2 | 1-Pole | EDS1229 ♦ | EDSC1229 ♦ | |
| | 1/2 | 2-Pole | EDS128 ♦ | EDSC128 ♦ | |
| | 1/2 | 3-Way | EDS1230 ♦ | EDSC1230 ♦ | |
| | 1/2 | 4-Way | EDS1240 | EDSC1240 | |
| Dead-End | 3/4 | 1-Pole | EDS2229 ♦ | EDSC2229 ♦ | |
| | 3/4 | 2-Pole | EDS228 ♦ | EDSC228 ♦ | |
| | 3/4 | 3-Way | EDS2230 ♦ | EDSC2230 ♦ | |
| | 3/4 | 4-Way | EDS2240 | EDSC2240 | |
|  | 1 | 1-Pole | EDS3229 ♦ | EDSC3229 ♦ | |
| | 1 | 2-Pole | EDS328 ♦ | EDSC328 ♦ | |
| | 1 | 3-Way | EDS3230 ♦ | EDSC3230 ♦ | |
| | 1 | 4-Way | EDS3240 | EDSC3240 | |
| Feed-Thru | | | | | |

① For Aluminum body and cover, add suffix —SA.

② 20 Amp Switches 1 HP at 120 Vac and 2 HP at 240 Vac.

③ 30 Amp Switches 2 HP at 120 Vac or 240 Vac.

♦ Contains Factory Sealed Switch; no sealing chamber. Suitable for Class I, Division 2, Group B.

Contender™ Series Factory Sealed Front Operated Tumbler Switches


Switch Covers and Sealing Chamber/Switch Assemblies. Explosionproof, Dust-Ignitionproof

Malleable Iron Body and Cover. Furnished with Internal Ground Screw.


NE/CEC:

Class I, Division 1, Groups C, D
 Class I, Division 2, Group B*, C, D
 Class II, Division 1 and 2, Groups E, F, G
 Class III
 NEMA 3, 7CD, 9EFG

Factory Sealed Front Cover/Chamber/Switch Assembly

| Switch Type | Catalog Number ① | | |
|---|-------------------------|-------------------------|----------|
| | 20 Amp 120–277 Vac ② | 30 Amp 120–277 Vac ③ | |
|  | 1-Pole | EDSF21Q ♦ | EDSF31Q |
| | 2-Pole | EDSF22Q ♦ | EDSF32Q |
| | 3-Way | EDSF23WQ ♦ | EDSF33WQ |
| | 4-Way | EDSF24WQ | — |

Cover/Switch Assembly

| Switch Type | Front Cover Only | Catalog Number EFSFR Switch ④ | Factory Sealed LAB Switch | |
|--|------------------|----------------------------------|---------------------------|--------|
|  | 1-Pole | EDSF12 | EFSFR1Q | LAB21 |
| | 2-Pole | EDSF12 | EFSFR2Q | LAB22 |
| | 3-Way | EDSF34W | EFSFR3WQ | LAB23W |
| | 4-Way | EDSF34W | EFSFR4WQ | — |

Front Cover Only




EFSFR Switch



Factory Sealed Switch Only

Nameplate Mounting Bracket

Mount bracket between cover screws and cover. Do not mount bracket between ground joint flame path between cover and backbox.

| Description | Catalog Number |
|--|--------------------|
|  <p>Bracket with blank silver/black nameplate for Contender series</p> <p>To order bracket with control station, add suffix -NPBRKT to end of catalog number.</p> <p>To order engraved nameplates, add desired markings after catalog number. Maximum of 2 lines with 12 characters (including spaces) per line.</p> | NPBRKT-CONT |

① With sealing chamber.

② 20 Amp Switches 1 HP at 120 Vac and 2 HP at 240 Vac.

③ 30 Amp Switches 2 HP at 120 Vac or 240 Vac.

④ Requires the use of Code recognized sealing method as part of installation.

♦ Contains Factory Sealed Switch; no sealing chamber. Suitable for Class I, Division 2, Group B.

Contender™ Series Factory Sealed Front Operated Tumbler Switches

EDS Mounting Bodies

Furnished with Internal Ground Screw.

NEC/CEC:

Class I, Division 1, Groups C, D
 Class I, Division 2, Group B, C, D
 Class II, Division 1 and 2, Groups E, F, G
 Class III

| | Type | Hub Size (Inches) | Catalog Number | |
|---|-----------|-------------------|----------------|------------|
| | | | Malleable Iron | Aluminum |
| 1-Gang | | | | |
|  | Dead-End | 1/2 | EDS171 | EDS171-SA |
| | | 3/4 | EDS271 | EDS271-SA |
| | | 1 | EDS371 | EDS371-SA |
| | Feed-Thru | 1/2 | EDSC171 | EDSC171-SA |
| | | 3/4 | EDSC271 | EDSC271-SA |
| | | 1 | EDSC371 | EDSC371-SA |
| 2-Gang | | | | |
|  | Dead-End | 1/2 | EDS172 | EDS172-SA |
| | | 3/4 | EDS272 | EDS272-SA |
| | | 1 | EDS372 | EDS372-SA |
| | Feed-Thru | 1/2 | EDSC172 | EDSC172-SA |
| | | 3/4 | EDSC272 | EDSC272-SA |
| | | 1 | EDSC372 | EDSC372-SA |
| Tandem ① | | | | |
|  | Dead-End | 1/2 | EDS177 | EDS177-SA |
| | | 3/4 | EDS277 | EDS277-SA |
| | | 1 | EDS377 | EDS377-SA |
| | Feed-Thru | 1/2 | EDSC177 | EDSC177-SA |
| | | 3/4 | EDSC277 | EDSC277-SA |
| | | 1 | EDSC377 | EDSC377-SA |

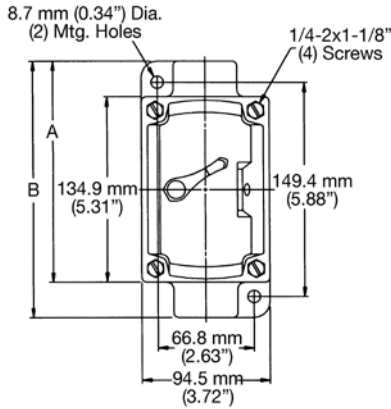
① For tandem bodies, external seals must be installed within 1.5 meters (5 feet) of each conduit entrance for Class I, Groups C and D.

Contender™ Series Factory Sealed Front Operated Tumbler Switches

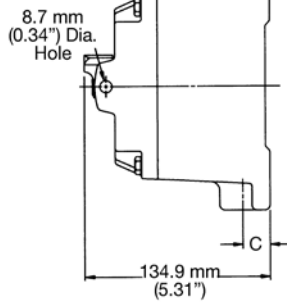
NEC/CEC:
 Class I, Division 1, Groups C, D
 Class I, Division 2, Group B*, C, D
 Class II, Division 1 and 2, Groups E, F, G
 Class III
 NEMA 3, 7CD, 9EFG

Dimensions in Millimeters (Inches)

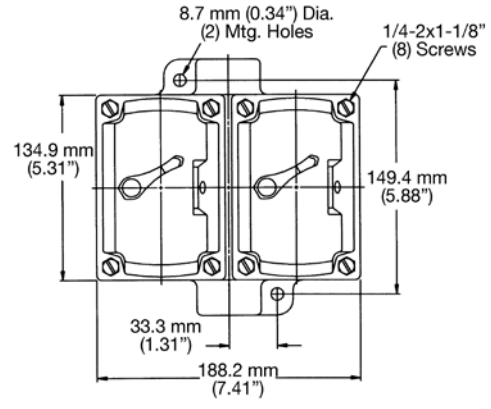
Front Operated Tumbler Switches



Front — 1-Gang



Side



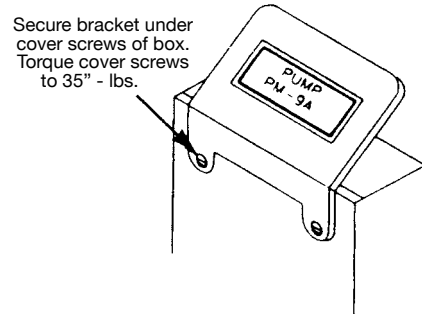
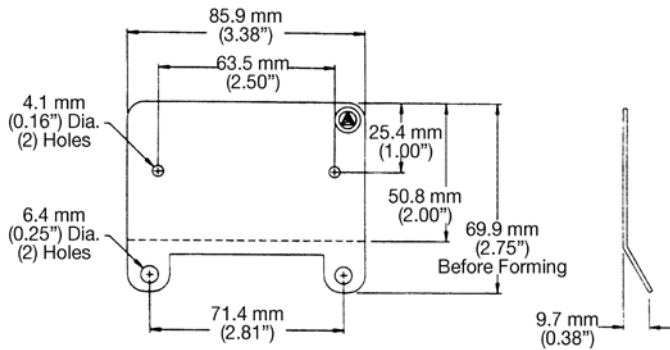
Front — 2-Gang

Dimensions in Millimeters (Inches)

| Hub Size (Inches) | A | B | C |
|-------------------|--------------|--------------|-------------|
| 1/2 and 3/4 | 153.9 (6.06) | 173.0 (6.81) | 19.1 (0.75) |
| 1 | 156.7 (6.17) | 178.6 (7.03) | 25.4 (1.00) |

Dimensions in Millimeters (Inches)

NPBRKT Nameplate Mounting Bracket



♦ Indicates items which are suitable for Class I, Division 2, Group B. See product selection pages for suitable items.